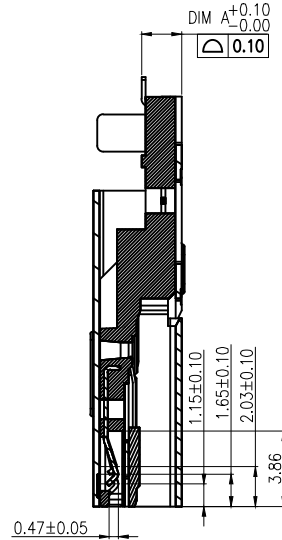


PART NO. SEE TABLE

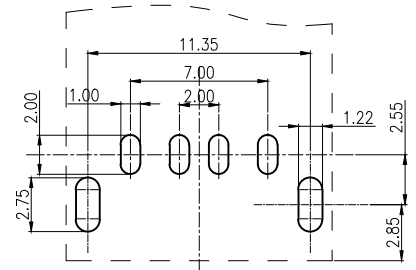
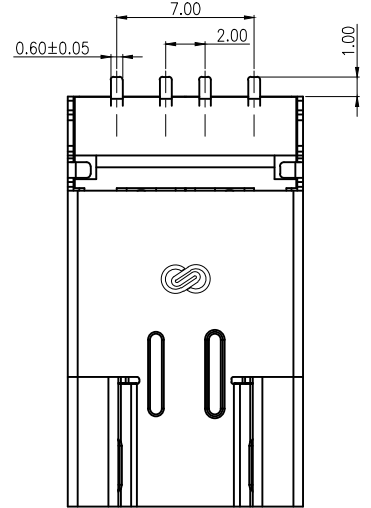
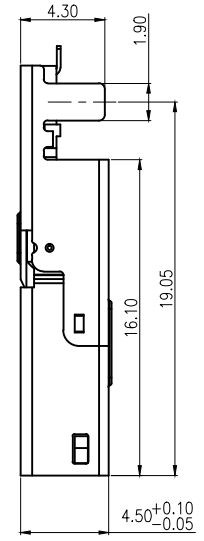
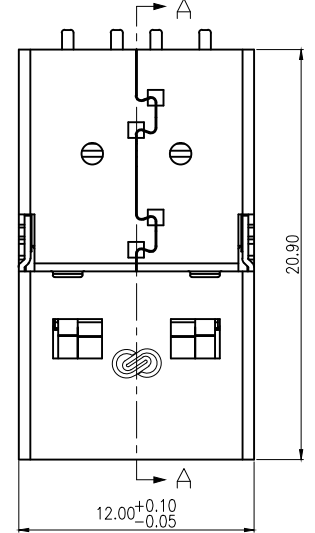
REVISIONS			
LTR	DESCRIPTION	Drawing	DATE
A	ease for Manufacture	Initial Rel	06/04/15

D
C
B
A

D
C
B
A

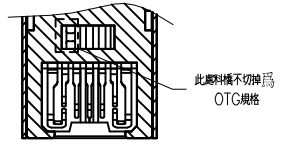
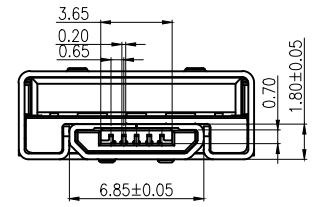


SECTION A-A



PCB THINNESS=0.9mm
 LAYOUT(TOL:±0.05)

- NOTES:
- MATERIAL:
 HOUSING:HIGH TEMPERATURE THERMOPLASTIC,UL94 V-0,
 COLOR:SEE TABLE
 CONTACT-1:C5210R-H T=0.20±0.01mm
 CONTACT-2:C5210R-H T=0.15±0.01mm
 SHELL:STAINLESS STEEL SUS430 T=0.30±0.01mm
 - PLATING:
 SHELL: OVER 50u" MIN CU UNDERPLATE:
 50" NICKEL ON THE ALL SURFACE.
 CONTACT:100u"MIN MISTY TIN PLATING ON SOLDER TAILS
 50u"MIN NICKEL UNDERPLATING OVER ALL GOLD.
 SPECIFICATION:a,G/F,15u",30u";
 - ELECTRONICAL SPECIFICATION:
 CONTACT CURRENT RATING:1.8A FOR VBUS AND GND CONTACTS.
 0.25A FOR ALL OTHERS CONTACTS.
 CONTACT RESISTANCE:30 MILLIOHMS MAX.
 INSULATION RESISTANCE:100 MEGOHMS MIN.
 DIELECTRIC WITHSTANDING VOLTAGE:100V AC.
 - MECHANICAL CHARACTERISTICS:
 INSERTION FORCE:3.57kg.(35N) MAX
 EXTRACTION FORCE:1.02kg.(10N) MIN
 DURABILITY:5000 CYCLES MIN
 - OPERATING TEMPERATURE:-40°C~+85°C



MIRCO 5P接脚
 部位剖面圖

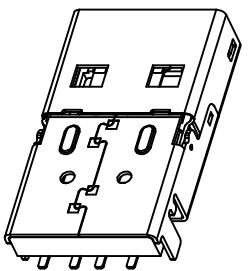


TABLE:

002-01-08100	G/F	PA46 Black	2.04
002-01-08074	G/F	PA46 Black	2.75
PART NO	PLATING	COLOR	DIM A

DIMENSION ARE MILLIMETERS TOLERANCES ARE : DECIMALS X ± 0.25 .XX ± 0.20 ANGLE: X ± 3°		APPROVALS		DATE
DRAWN	BILL	06/04/15		TITLE: UMF PLUG SMT TYPE(內坎式)直角規格
CHECKED				
APPROVALS				
NO	DESCRIPTION	QTY	UNIT	DO NOT SCALE DRAWING
		s		SIZE mm SCALE : 1 : 1 DRAWING NO. 001003 REV. A0
ID NO	XXXXXXXXXX	SHEET 1 OF 3		